

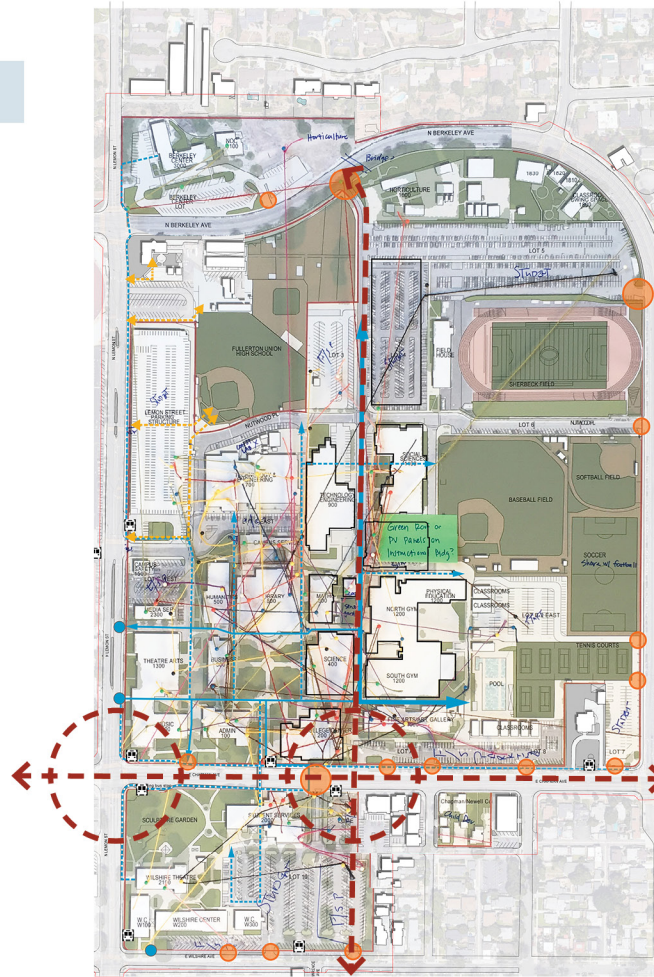
## 03 Strategies: Master Plan Concepts

- Campus Life
- Mobility & Access
- Identity
- Campus & Community Partnerships
- Sustainability, Resiliency & Stewardship
- Safety & Security

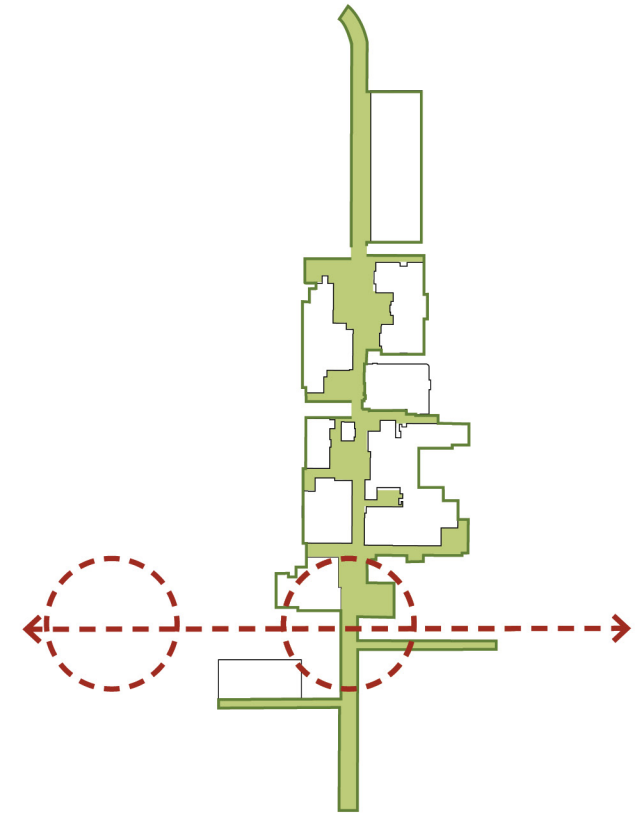
## CAMPUS LIFE

Recommended Strategies to Enhance Campus Life Include:

- Create a variety of spaces, scaled for students and faculty to study, socialize, and meet
- Provide a welcoming home for a variety of affinity spaces, gender neutral restrooms, health services, etc.
- Integrate more private offices for faculty and adjunct faculty
- Create more outdoor places with thermal comfort
- Expand behavioral health services
- Strengthen campus connectivity between departments and campus precincts
- Create “spines” of interaction within campus and along Chapman Avenue, referred to as Campus Spine and City Spine



On Campus Circulation + City Connection



Active Central Corridor

## CAMPUS AND CITY ACTIVATED SPINES

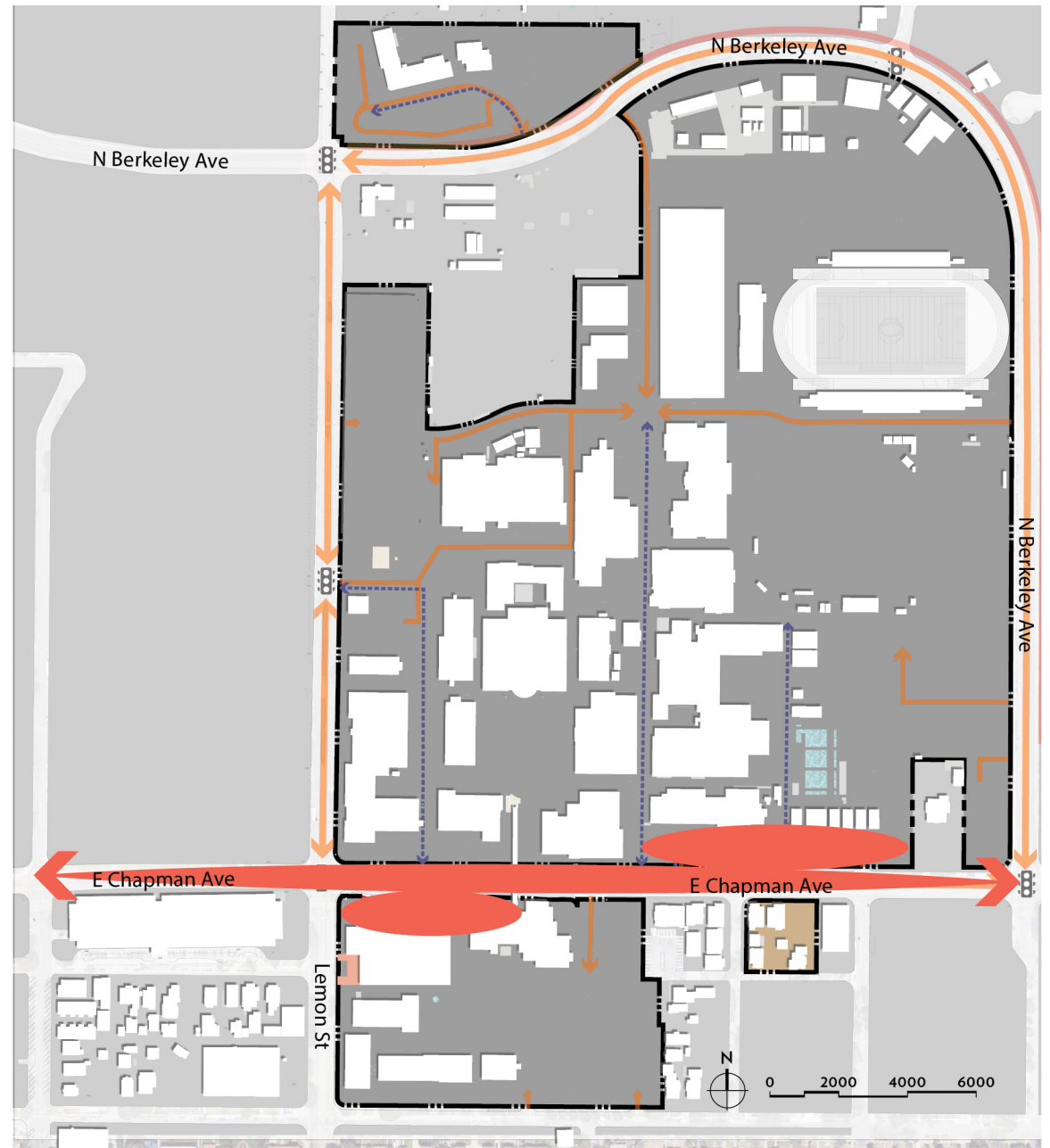
## MOBILITY & ACCESS

Recommended Strategies to Enhance Mobility & Access Include:

- Expand parking capacity and enhance parking spaces with upgrades for ADA accessibility and safety (with lighting etc.)
- Create two Mobility Hubs on north and south sides of Chapman Avenue, to provide centralized areas for vehicular drop-offs
- Provide more computer labs and opportunities for technology rentals
- Provide more places with WiFi and outlet access

## LEGEND

- Potential Mobility Hub Zone Along Chapman
- Service Vehicle Circulation
- Existing Vehicular Circulation
- - - - Campus Boundary









## PROPOSED MOBILITY ENHANCEMENTS

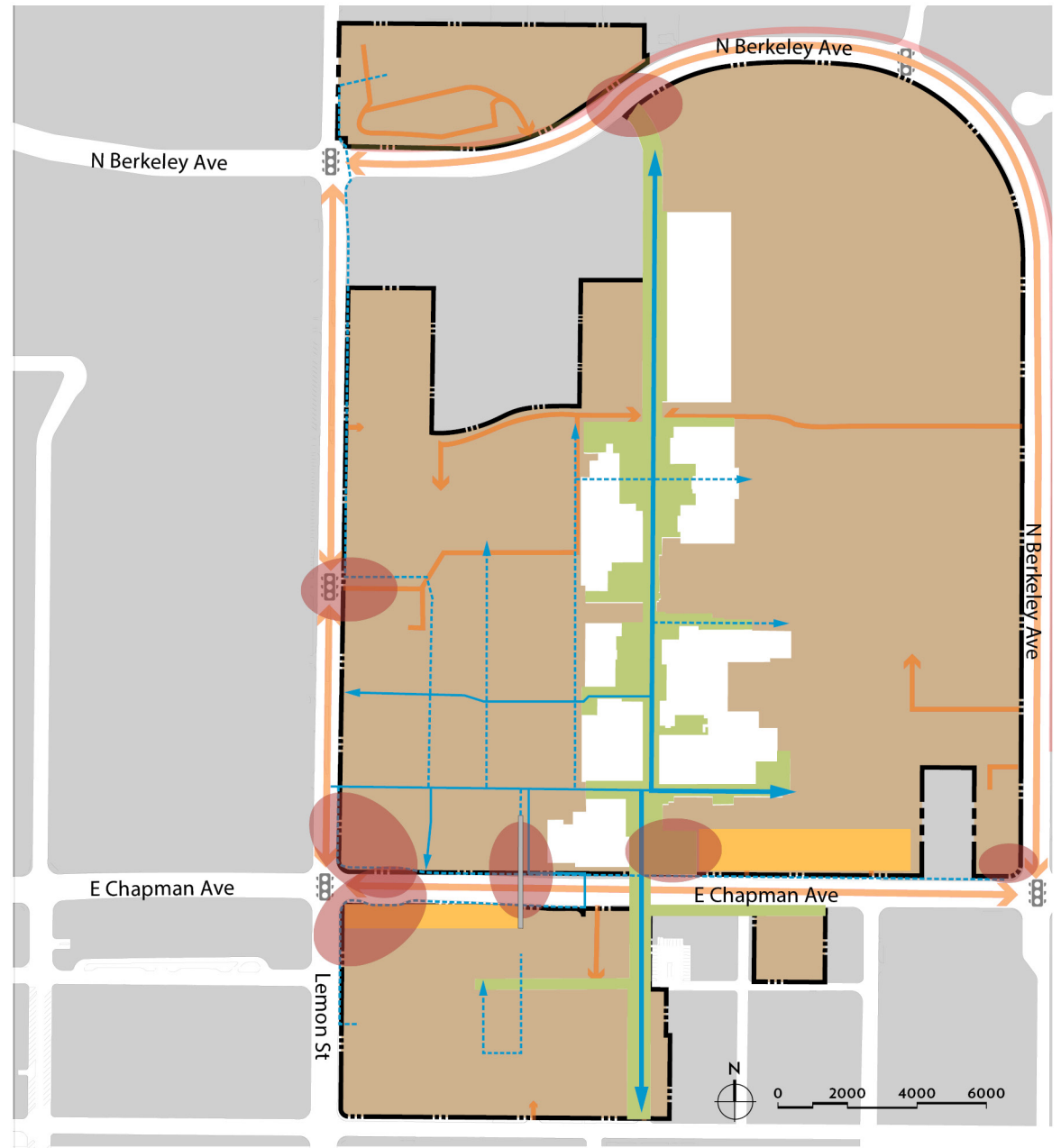
## IDENTITY

Recommended Strategies to Enhance Campus Identity Include:

- Create a strong campus entry off Chapman Avenue by creating new Mobility Hubs and community-serving programs along Chapman Ave
- Enhance signage and wayfinding throughout the campus

## LEGEND

- |  |  |
|--|--|
|  Existing Signage Location   |  Existing Vehicular Circulation |
|  Service Vehicle Circulation |  Mobility Hubs                  |
|  Public Gathering Area       |  College Boundary               |




PROPOSED AREAS OF ENHANCED CAMPUS IDENTITY


## CAMPUS & COMMUNITY PARTNERSHIPS


Recommended Strategies to Enhance Community Partnerships Include:


- Strengthen city interface along Chapman Avenue with new Mobility Hubs and new urban buildings

## LEGEND

 Campus-Community Edge

 Campus Pedestrian Zone

 Campus and City Axes

 Campus Boundary








PROPOSED CAMPUS & COMMUNITY ENHANCED CONNECTIONS

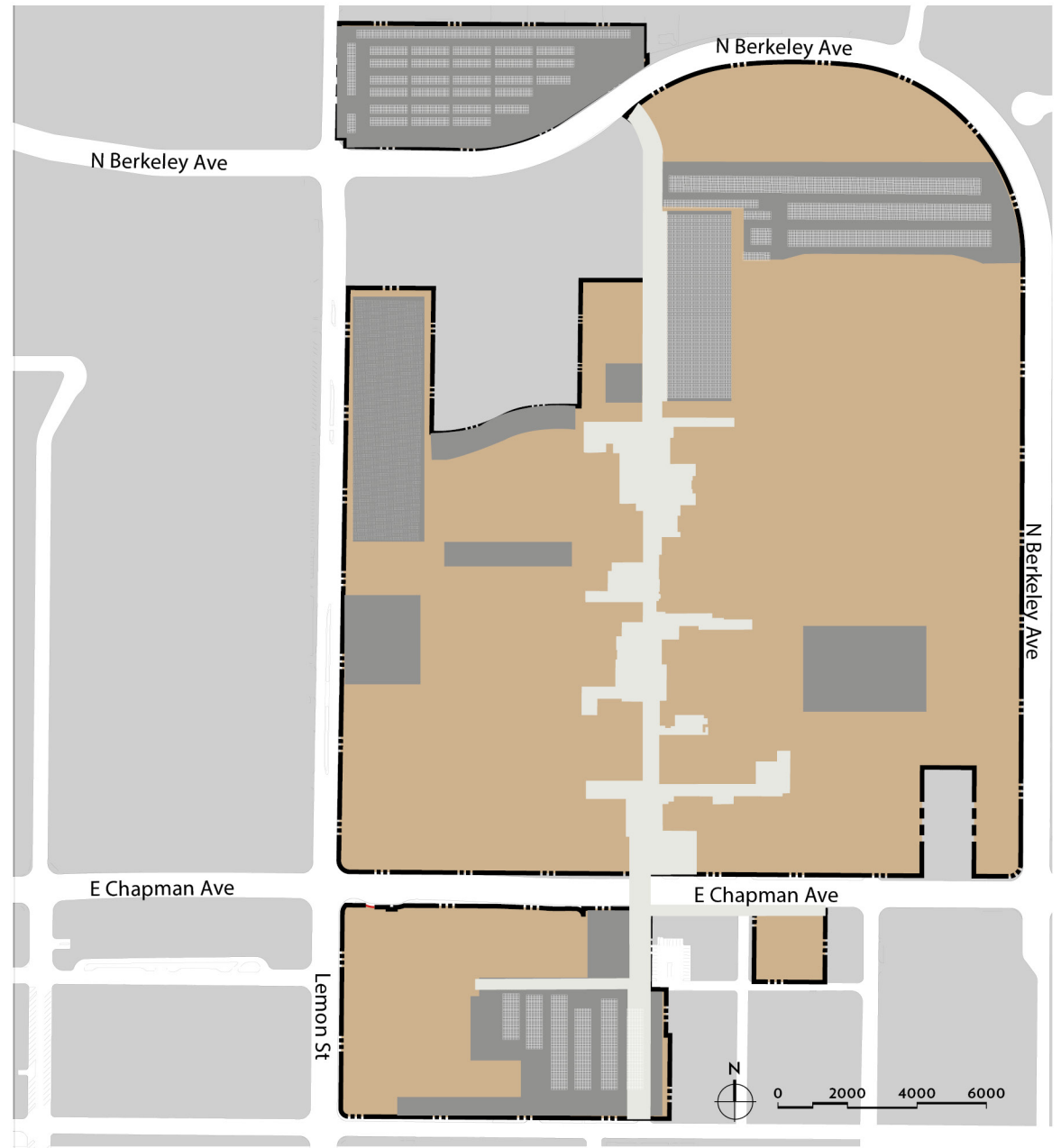
## SUSTAINABILITY, RESILIENCY & STEWARDSHIP

Recommended Strategies to Enhance Sustainability Best Practices Include:

- Register campus on Sustainability Tracking, Assessment & Rating System (STARS)
- Create a campus Sustainability Plan (effort is currently in process)
- Continue to expand current sustainability construction measures by requiring medium and large renovation and new construction projects to meet minimum LEED Silver Certification requirements
- Install PV solar panels and more electric charging stations at parking lots

### LEGEND

- |   |   |
|---|---|
|  Parking with           |  Campus          |
|  PV Panels              |   |
|  Campus Pedestrian Zone |  Campus Boundary |



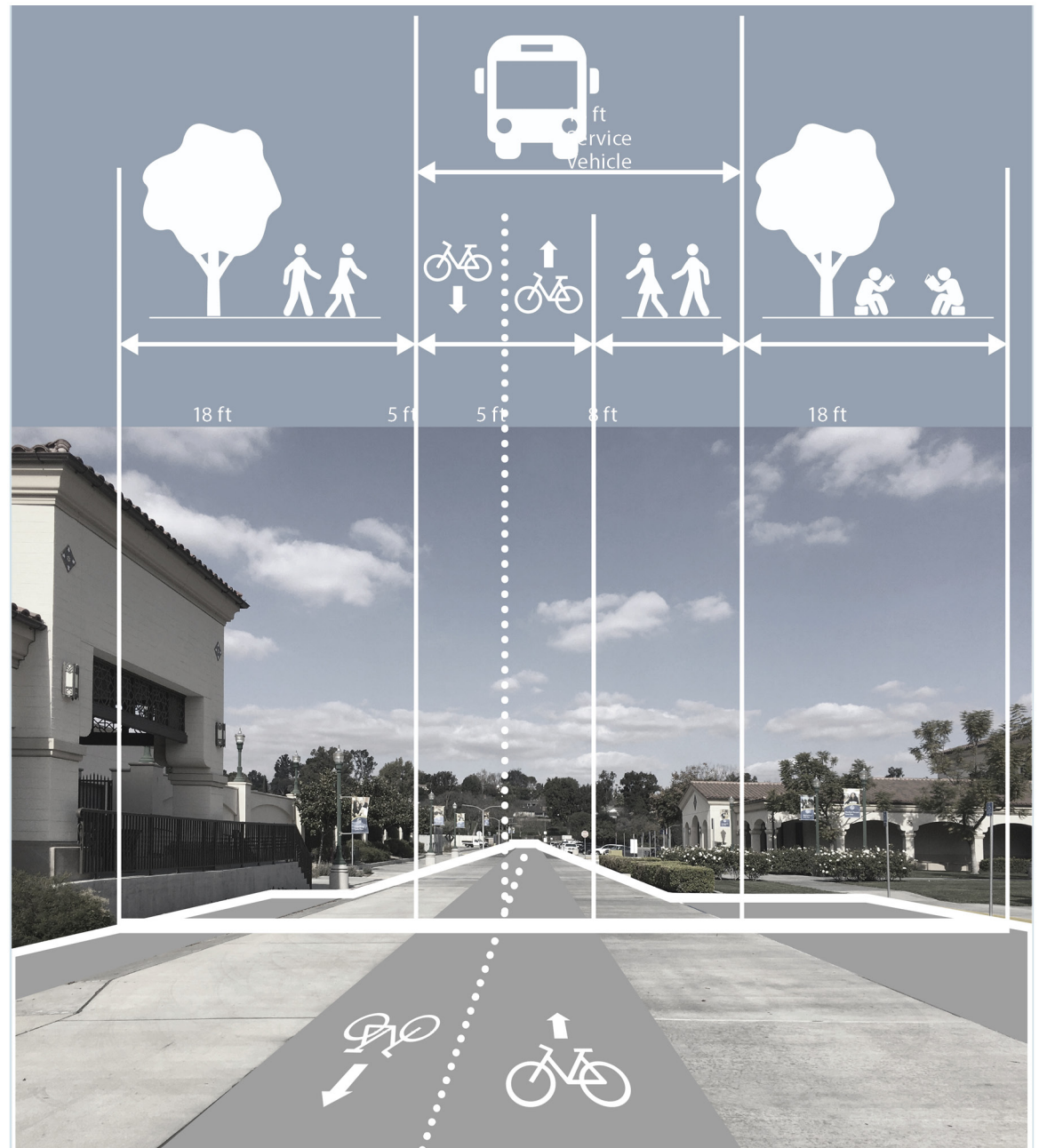
PROPOSED PARKING LOT ENHANCEMENTS



## SAFETY & SECURITY

Recommended Strategies to Enhance Safety & Security Include:

- Enhance campus connections with ADA pathway upgrades and additional lighting
- Enhance parking lots for ADA accessibility and safety



PROPOSED PATHWAY ENHANCEMENTS

